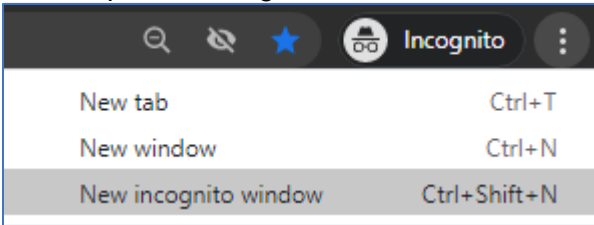
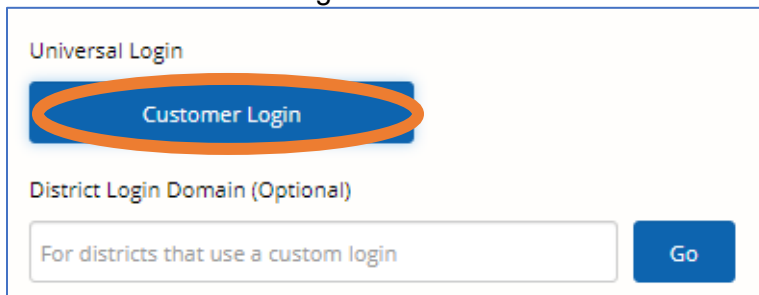


1. Open an incognito window or a browser you don't use.

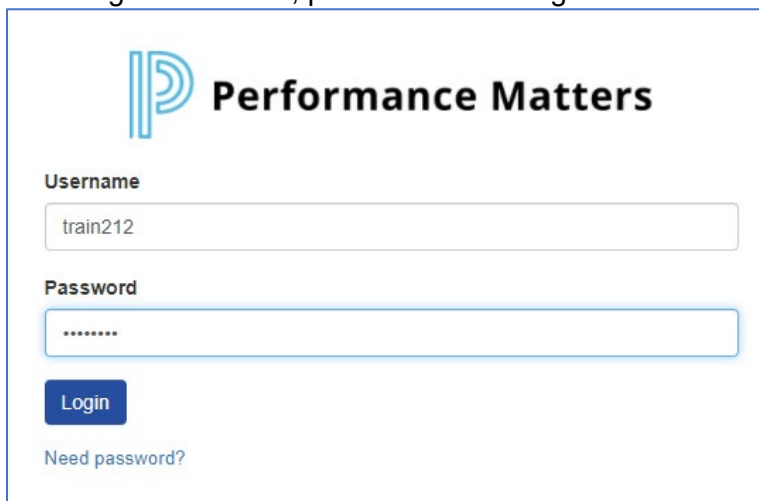


2. Visit unify.performancematters.com

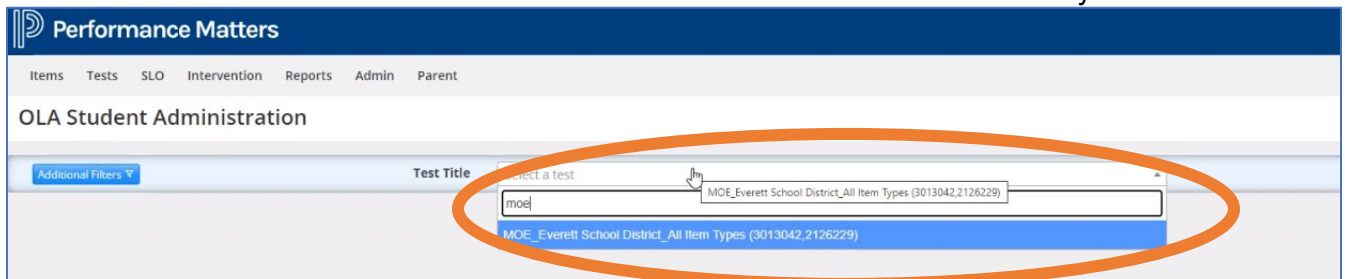
3. Click Customer Login



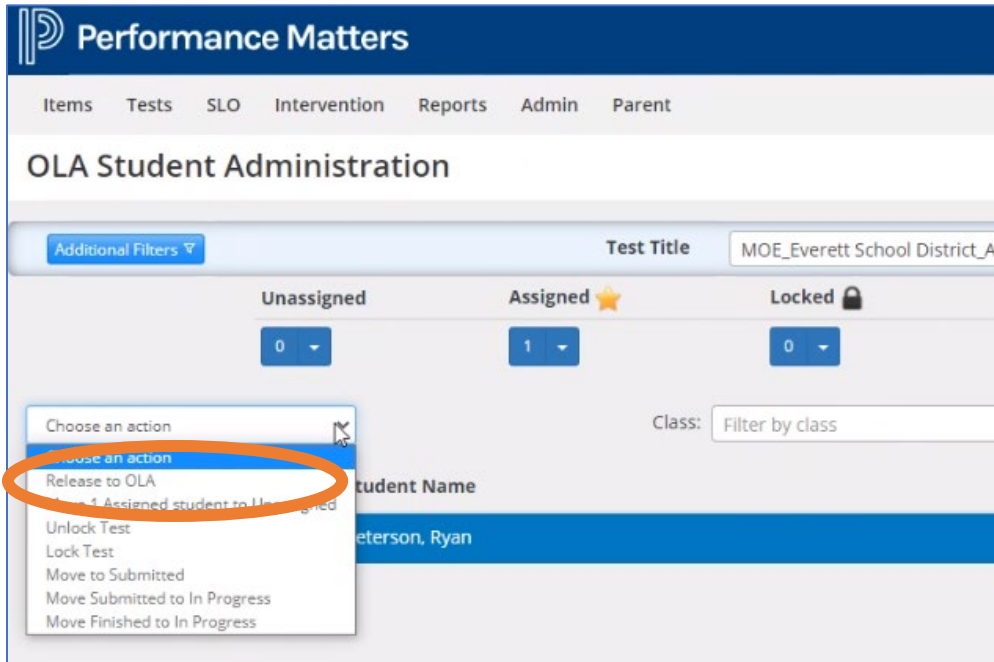
4. Login is train212, password is training



5. Go to OLA Student Administration o make sure the demo test is available for your school



6. Use the demo student profiles and assign one to each of your trainees. Click on **Choose an action**, select those same assigned demo accounts (click boxes next to their names) and click **Release to OLA**



Performance Matters

Items Tests SLO Intervention Reports Admin Parent

OLA Student Administration

Additional Filters ▾ Test Title: MOE_Everett School District_A

Unassigned: 0 Assigned: 1 Locked: 0

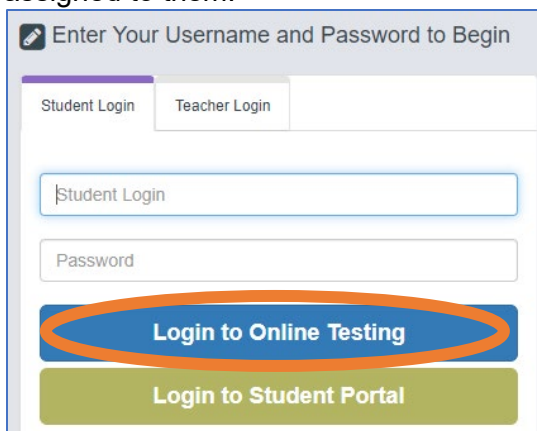
Class: Filter by class

Choose an action

- Choose an action
- Release to OLA
- Assign 1 Assigned student to Unassigned
- Unlock Test
- Lock Test
- Move to Submitted
- Move Submitted to In Progress
- Move Finished to In Progress

Student Name: Peterson, Ryan

7. Have your trainees visit the bitly link <https://bit.ly/2GCS7gP?>
8. Then have your trainees sign into Online testing using the student Login and Password you assigned to them.



Enter Your Username and Password to Begin

Student Login Teacher Login

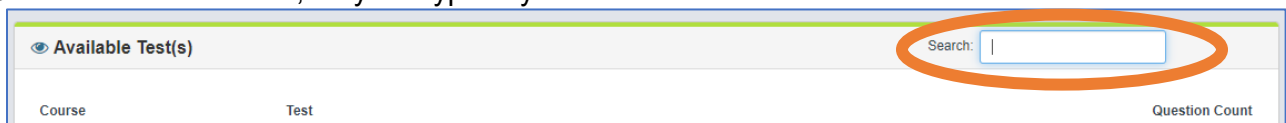
Student Login

Password

Login to Online Testing

Login to Student Portal

9. In the search bar, they will type in your school's three letter code.

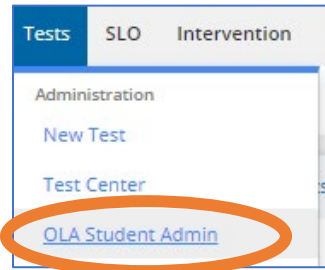


Available Test(s)

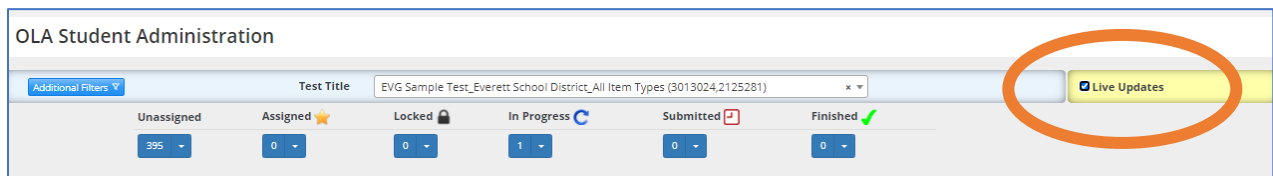
Search: |

Course	Test	Question Count
--------	------	----------------

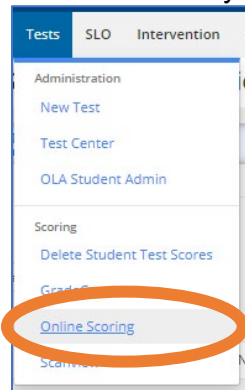
10. While your users are taking the test, go to the OLA Student Admin to view your users. Click tests and then OLA Student Admin



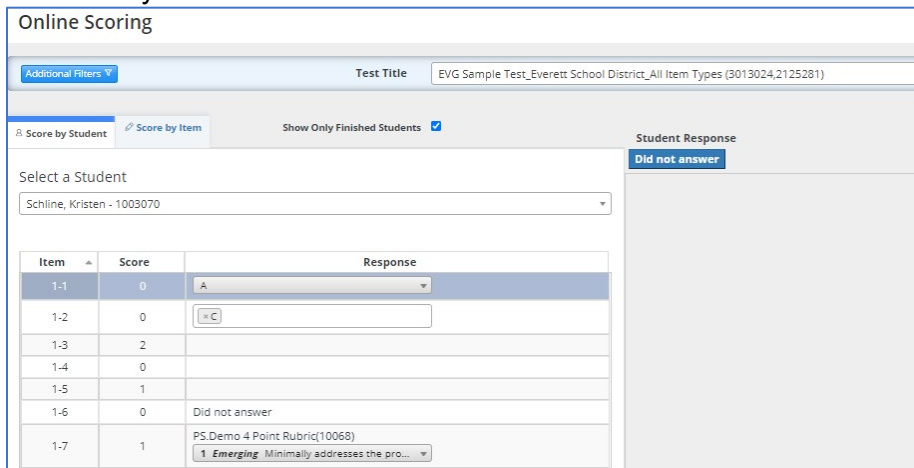
11. Pull up your test and view status of your test takers in real time. Click the Live Updates box! If you don't see all your demo students, it may mean someone is taking the wrong test.



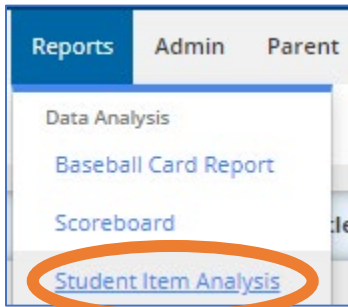
12. When everyone is done, go to tests, then Online Scoring.



13. Find your test and student. Score the unscored items.



14. When grading is done, click Reports, then **student item analysis**. Everyone must be in finished status. Wait at least 15 minutes after the last test taker.



15. Find your test and view test results.

